



Dolomites  
San Vigilio

# Kids & Families

San Vigilio / La Plä / Rina

San Martin / Antermoia / Lungiarü



RECYCLED  
100%





# Contents





## SUMMER

- 4-7 Walks / Hikes
- 8 Top 5 must do's
- 9 Cable cars
- 10-11 Family offers Plan de Corones
- 12-13 Family offers Piz de Plaies
- 14-15 Horse riding
- 16 Spiaggetta Ciamaor
- 17 Zipline
- 18-19 Cycling paths
- 20-21 Children's playground
- 22-23 Owl Park San Vigilio
- 24-25 Holidays with dogs

## WINTER

- 27 Top 5 must do's
- 28-29 Toboggan runs
- 30-31 Skiing in Antermoia
- 32-33 Skiing on Plan de Corones
- 34-35 Horse-drawn carriage rides
- 36-37 Kinderland
- 38 Snowpark San Vigilio
- 39 Huskysleddog
- 40 Holidaypass
- 41 Important numbers

# Family-friendly Walks and hikes



## SPIAGGETTA CIAMAOR

📍 Church square San Vigilio 🕒 1 hr. ⬆️ 50 m

From the village square we start via Valiares and follow the “Tres le Val” route to “Spiaggetta Ciamaor”. Along the way we also reach the peaceful oasis “Plan de Salt” - a tip for all who are seeking peace and contemplation by the shores of the river. On our return to San Vigilio we keep right and follow the legend walk “Tru dles Liondes” to the Nature Park house.



## CONCORDIA SCENIC PATH

📍 Plan de Corones 🕒 1 hr. ⬆️ 80 m

Gentle circular walk around the plateau of Plan de Corones with starting point at the Concordia bell on the top of Plan de Corones. The easy and well-signed circular route can also be walked easily with a pushchair.



## TRU DLES LIONDES

📍 Hotel Aqua Bad Cortina (San Vigilio) ⌚ 1 hr. ⬆️ 50 m

We invite everyone to walk the education trail on the amazing legends of the “Fanes Kingdom”. The start is at the hotel Aqua Bad Cortina. Participation is worth it: An entertaining quiz is waiting for you at the tourist information and in the Nature Park house.



## TRU VISTLES

📍 Church square San Martin ⌚ 1 hr. ⬆️ 100 m

On the road opposite the church door follow signs to “Tru Vistles”. The circular route is particularly inviting for families because of the many games on the path.



## TRU DI LAGAC

📍 Lungiarü, bridge before the sports ground

⌚ 1,5 hr. ⬆️ 170 m

After crossing the bridge take the gravel road to the right. At the crossroads follow the tarmacked road to the bridge behind the riding stables. Walk along forest road (No. 9). At the first bend take the path to Pares. Here, you join forest road No. 5; at the first small crossroads take the path to Misci. This takes you in the immediate vicinity of Val de Morins and the lime kiln. At the lime kiln the path runs back to Lungiarü.





## VAL DI MORINS – LUNGIARÜ

📍 Church square Lungiarü ⌚ 2 hr. 📏 ↑ 170 m

Follow the footpath towards the southwest to the bridge; then turn right and stay on the path until you reach Frëina. At the bridge continue left on path No. 4. At Vanc farm take the left road leading to the entrance of Val di Morins. Continue to the lime kiln, then turn left through the woods and return to the village.



## PASSO DELLE ERBE – PASTURES OF PUTIA

📍 Passo delle Erbe ⌚ 20 min. 📏 ↑ 80 m

After a short climb on hiking path 8A towards Sas de Pütia/Sasso Putia you reach the pastures Prati del Putia. Here you can enjoy rest and restoration in an alpine hut or continue walking through the pastures enjoying the beautiful views.



## CIRCULAR WALK COL DL' ANCONA

📍 Piz de Plaies mountain station ⌚ 1 hr. 📏 ↑ 100 m

Easy and varied route, ideal for families, also with a pushchair. The circular walk starts at the mountain station of the Piz de Plaies cable car on Col dl'Ancona and runs to the hamlet of Gran Jù, from where a gentle woodland path leads back to Col dl'Ancona.



## PASSO FURCIA - HUT ÜCIA PICIO PRÉ

📍 Passo Furcia ⌚ 45 min 🏔️ ↑ 150 m

The start of the route is opposite the reservoir on Furcia Pass. Follow the waymark No. 3 for approx. 15 minutes to the intersection, then continue following No. 12 signs to hut Ücia Picio Pré (refreshments and sun terrace).



## MONTE MURO (2328 m)

📍 Parking area Pé de Bőrz ⌚ 1,5 Std. 🏔️ ↑ 400 m

From the car park at Pé de Bőrz follow the marker 1 on a wide dirt road partly flat, partly slightly uphill in hairpin bends through forest to the tree line and finally in the alpine pasture area up to the hut Rifugio Monte Muro (refreshment possibility) and further on to the big cross on the summit of the Monte Muro.



You will find other walks and excursions suitable for children in the summer brochure „Summer activities“.

# TOP 5 MUST DO'S

---

## SUMMER

- 1 Enjoy the cooling mountain water at Spiaggetta Ciamaor and build a sand castle  
#water #sun #summer #sandgames #playground
- 2 Go climbing on the adventure day for children  
#explore #nature #climbing #adventure #fun
- 3 Reaching the Kronplatz by cable car and take the scenic circular tour  
#kronplatz #view #funtimes
- 4 Take your bicycle to the skills park Cir on Piz de Plaies  
#bike #action #obstacles #forest
- 5 Become a Dolomiti Ranger and learn many exciting facts about nature  
#naturepark #learnforlife #explore #animals





# Cable cars

<b>Ruis</b>	Passo Furcia - Plan de Corones	June - September
<b>Piz de Plaies</b>	San Vigilio - Piz de Plaies	July - September
<b>Kronplatz 2000</b>	Riscone - Plan de Corones	June - mid October
<b>Olang 1+2</b>	Valdaora - Plan de Corones	July - September
<b>Ried/Gipfel</b>	Perca - Plan de Corones	July - September

Possibility of transporting bikes and pushchairs

# Family offers Plan de Corones

The mountain Plan de Corones at 2.275 m altitude with its stunning 360° views, the children's via ferrata, the Skycraper: there are many opportunities here for all ages! You can get to the top of Plan de Corones on foot or by cable car from the Passo Furcia.



## LITTLE KRONPLATZ

Have you always wanted to sit in a real snow cat or operate a snow cannon? Do you fancy an exciting descent on the brand new tubing track at Kronplatz? Or ring the little sister of the Concordia 2000 bell? All this and much more awaits you at the Little Kronplatz!



## WOOD BALL TRACK KRONPLATZ

An exciting descent on the Kronplatz-wooden ball track! Have you ever played a 40 m long wooden ball track? No? Then let's go! At the wood ball track Kronplatz, children can drive wooden balls through an exciting obstacle course - racing downhill over curves and other exciting hurdles.



## CHILDREN'S VIA FERRATA

Pure adventure! A steel safety rope secures your children across the whole course. They are always safely connected to this rope. The appropriate equipment can be hired.



## SKYSCRAPER

This giant swing is an absolute must for the adrenaline junkies out there. Find out what it's like to be hoisted up to a height of 15 m by a cable winch and hurtled through the air attached only to a couple of steel ropes.



## TANDEM FLIGHT

Definitely an adrenaline rush for your kids. The only thing you need is sturdy shoes, warm clothes and to be prepared to run at the start for 5-6 meters. Your tandem pilot will do the rest. From the age of 4.  
[www.tandemflights-kronplatz.com](http://www.tandemflights-kronplatz.com)



# Family offers Piz de Plaies

Col dl'Ancona, also called Piz de Plaies, is a high plateau on the border between the parishes of San Martin and Marebbe. In summer you can reach the plateau on foot, by cable car from San Vigilio or by car from San Martin. Here you can practice your cycling skills in the skills park, walk through the woods, visit the small petting zoo and find refreshments in one of the Alpine huts.



## SKILLS PARK CIR

In the skills park Cir you can enjoy exciting bicycle runs. The many natural and man-made obstacles in the woods are a true challenge.



## GIANT TRAMPOLINE

The rubbery giant trampoline Nokian awaits you at Piz de Plaies and for your photo souvenir the photopoint with a view of the surrounding mountains.



## ANIMALS CIR

Animal lovers can experience domestic and farm animals close-up at the Alpine hut Ütia Al Cir. Stroking the rabbits, feeding goats or simply listening to sounds of the ponies are special experiences in this small petting zoo.









# Horse riding

We not only offer riding lessons but also take you on exciting hacks on horseback. Excursions for children, day trekking in the nature parks, moonlight hacks and horse-drawn carriage rides.

## Horse Trekking Mareo | San Vigilio

(+39) 331 275 22 68  
info@horsetrekking.it  
www.horsetrekking.it  
on request

-----

## Sitting Bull Ranch | Lungiarü

(+39) 380 499 05 45  
(+39) 347 901 90 61  
open from June to November



# Playground Spiaggetta Ciamaor

Just after the sports ground of San Vigilio, in the direction of Pederü, you can splash around in refreshing mountain water. There is also a playground for the little ones and a large lawn area for all who want to top up their tan.



# An explosion of adrenaline !

Europe's longest zipline

- > 100 m above ground
- > maximum 80 km/h speed
- > 3,2 km long and 400 m drop
- > from a weight of 40 kg upwards

Adrenaline X-Treme Adventures  
in San Vigilio

Opening times: May - October

Tel. (+39) 331 418 80 07

[www.adrenalineadventures.it](http://www.adrenalineadventures.it)





# Cycling paths



Paved track with two short uphill slopes. Suitable for beginners. Setting off from the church square, turn right after a short uphill ride and then continue along the road towards Pederü for 6 km. Once you reach Fodara Masaronn, follow the path to Pederü. To go back, take the same route – this also gives you the option to shorten the trip by just turning round and cycling back.



## PUSTERBIKE: SAN CANDIDO-BRUNICO



📍 Railway station San Candido ⌚ 2 hr. 🏔️ 180 m ↔ 35 km

The „Pusterbike“ cycle path is ideal for families and crosses the towns and villages of Alta Pusteria on a pleasant descent among woods and fields. On the way up we recommend the Pusteria train (bikes can be loaded) from Brunico to San Candido.

## DRAVA CYCLE PATH: SAN CANDIDO-LIENZ



📍 Railway station San Candido ⌚ 2 - 3 hr. 🏔️ 10 m ↔ 45 km

The route is completely tarmacked and slightly downhill, crossing the border into Austria. Along the way there are several rest stops to shorten the trip. On the way back we recommend the train (bikes can be loaded) to San Candido and then on to Brunico.

# Playgrounds





Why don't you make a quick trip to one of our playgrounds?

## San Vigilio

- > "Pes-Pesc" playground at the end of the Fanes road
- > Spiaggetta Ciamaor - recreation area in Ciamaor along the San Vigilio river
- > A playground in the centers of Pieve di Marebbe & Rina

## San Martin

- > There is a playground in the center of San Martin, one in Lungiarü and one in Antermoia

# Owl Park San Vigilio



Owl Park  
San Vigilio

The owl park in San Vigilio, next to the Spiaggetta Ciamaor counts more than 90 birds, including owls and birds of prey. Lovingly kept by the owner Mario, who with great knowledge will gladly tell you the curiosities of the various species.

Individual visits and guided tours in summer and winter

Owl Park San Vigilio  
Spiaggetta Ciamaor | sports ground  
Tel. (+39) 393 875 54 24  
[www.owlparksanvigilio.com](http://www.owlparksanvigilio.com)







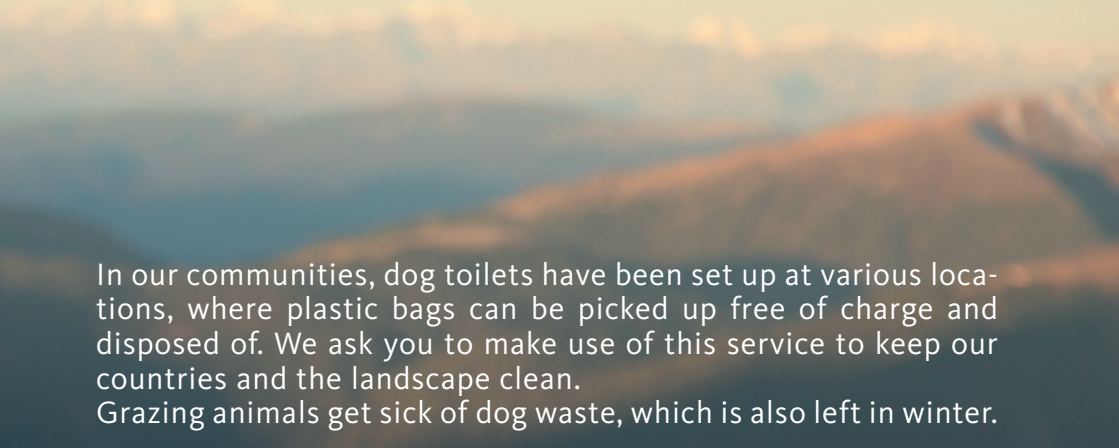
# Holidays with dogs

Some rules and tips to enjoy a carefree holiday with your dog



Vet

(+39) 335 54 33 699



In our communities, dog toilets have been set up at various locations, where plastic bags can be picked up free of charge and disposed of. We ask you to make use of this service to keep our countries and the landscape clean.

Grazing animals get sick of dog waste, which is also left in winter.

- › Please bag and bin your dog's mess, otherwise you could be fined
- › Dogs must be kept on a lead at all times (the areas where dogs can move off the lead are signposted)
- › There is also an extended muzzle requirement, which means that muzzles must not always be worn, but must always be in easy reach.

## **ON PUBLIC TRANSPORT**

- › Small lap dogs and guide dogs travel free of charge, larger dogs require a ticket
  - › All dogs must be kept on a lead and wear a muzzle
  - › Dogs are not allowed on the seats
  - › Dogs can travel in cable cars (in some they must wear a muzzle).
- Dog travel is usually charged.







# TOP 5 MUST DO'S

---

WINTER

1

Start a snowball fight in the snow park in San Vigilio

#snow #fun #justkids #snowman

2

Enjoy an exciting run on the toboggan run  
"Passo delle Erbe - Fornella"

#winter #wonderland #sledging #snow

3

Compete in a ski race with your friends  
on the Cianross ski slope

#ski #race #timing #fast

4

Have a go at a horse-drawn carriage ride through  
the white winter landscape with the whole family

#horses #timetogether #silence

5


Enjoy fun hours on ice skates on the ice rink

#training #kids #funtimes #olympicgames

# Toboggan runs

ON YOUR MARKS - GET SET - GO!





The “Cianross” toboggan run in San Vigilio starts at the lower cable car station of the lift of the same name and runs through the forest, parallel to the ski piste, to the lower cable car station.

This run has the same operating times at the Cianross cable car; the ski pass is your ticket, as are the point card and single tickets. The one day ticket is not valid in the evenings. In addition, the floodlit piste is also open on several evenings per week. There is also a toboggan hire.



This popular toboggan run starts at Passo delle Erbe. The ascent starts at Fornella (above Antermoia) where you can also park your car. Stay on the road for the first 100 m, then turn right on the path to the mountain Monte Muro. At the Pé de Böz car park, follow path No. 1 to Passo delle Erbe. You can also get to the starting point by car.



# Skiing in Antermioia

## CHILDREN AND GRANDPARENTS ON THE SLOPE

The ski lift in the centre of Antermioia and the associated ski piste Antermioia are small but perfect. Here, families with children can practice their first steps on skis on this accessible piste. The ski region is also ideally suited for all kinds of races and training sessions and you can also book a ski instructor.





## Children and grandparents ski together for free!!

By booking a stay in Antermoia (only participating facilities) you will receive for your children (up to 12 years) and grandparents (seniors from 65 anni) from January until March the free ski pass for the Antermoia slope (excluding the week of Carnival).

Further information: [www.sanvigilio.com](http://www.sanvigilio.com)



# Skiing on Plan de Corones



## Snow Playground

Pedagà slope, no. 39

This is a topographically demanding terrain situated between the usual ski pistes and the well known snowparks. The snow playground is located directly next to the Pedagà slope in San Vigilio.



## Kids safety park

Olang 2 slope, no. 5

Having lots of fun on skis while learning the most important rules of conduct of this sport is what the kids safety park on the mountain Plan de Corones is about. A slalom course, tunnels and even a castle - all this can be found on the ski piste Olang 2 below the Alpen Connecting mountain station.





## Snowpark

Slopes Plateau & Belvedere, no. 6-7

The Snowpark Kronplatz-Plan de Corones is placed between the slopes Belvedere & Plateau. To reach it you have to use the Belvedere cable cars. No matter if you are a freestyle freak or a beginner; in the park the fun is guaranteed thanks to 4 different lines: an easy line, a medium rail line, a medium kickerline and - for children and families - a family fun line.



## Timekeeping Cianross

Cianross slope, no. 37

On the Cianross ski slope near San Vigilio village center you have the chance to run a timed giant slalom.



# Horse - drawn carriage rides

Gently trotting horses, the rhythmic sound of the bells and the gentle winter breeze in your face - this is what a romantic horse-drawn carriage ride in the cold winter is about. With children, the whole family or with friends you can discover the most beautiful places around San Vigilio.

Ski hire Andrea & Marco

(+39) 0474 501 176 | (+39) 333 44 47 148  
comploi.andrea@virgilio.it | [www.skirent.bz](http://www.skirent.bz)



Nature Park Fanes - Senes - Braies  
Dolomites UNESCO World Heritage





# Kinderland San Vigilio


Mum and Dad would like to enjoy the pistes but don't know what to do with their little ones? They are perfectly looked after in the snow kindergarten Kinderland of the Ski and Snowboard School San Vigilio!

- › Skiing courses and a fantastic play programme including without skis
- › Fenced and secured grounds in the centre of San Vigilio; away from the ski pistes
- › Trained childminders and ski instructors
- › Delicious lunch with freshly prepared dishes
- › Supervised activities for children from 3 to 12 years

[www.scuolasci.net](http://www.scuolasci.net)  
(+39) 0474 501049



**SCUOLA SCI**  
SAN VIGILIO DI MAREBBE  
— **KINDERLAND** —



**VIGILIO**  
**CLUB®**





Snow disks for sale  
at the tourist office San Vigilio

## Snowpark San Vigilio


Make snowballs, build snowmans and go tobogganing! With bobs, toboggans and maxi donuts your children can enjoy themselves on the snowy hill in the centre of San Vigilio opposite the tourist office until late evening.



# Huskysleddog

## Dog sleigh rides

Experience the thrill of driving a sled pulled by our beautiful Siberian Huskies. Our instructors will make children and adults experience the adventure of the „far north“ by getting in touch with nature.



Antermoia - Passo delle Erbe  
Tel. (+39) 351 955 0107  
[www.huskysleddog.com](http://www.huskysleddog.com)





# Holidaypass

## Moving around Alto Adige

During your stay in San Vigilio and San Martin, your host, as a member of the Tourist Office, will provide you with a free ticket which entitles you to unlimited use of all public transport throughout South Tyrol, including the regional railways. Alternatively, you can purchase a weekly card (Mobilcard) for 28,00 €.

The transport of bicycles in public transport is subject to restrictions.



## Emergency

---

San Vigilio pharmacy

(+39) 0474 501 240

Health Department Val Badia

(+39) 0474 524 552

Brunico hospital

(+39) 0474 581 111

San Vigilio Police

(+39) 0474 501 031

Ski pass office

(+39) 0474 501 340

Vet

(+39) 335 543 36 99





„If we could all see the world  
with the eyes of the  
children, we could see magic in  
everything.“



[www.sanvigilio.info](http://www.sanvigilio.info)

# Dolomites San Vigilio

## see also

Winter activities

Cycling

Kids & Families

Gastronomy - Shopping - Wellness

Dolomites UNESCO & Culture

Accommodation

## Follow us

@sanvigilio #sanvigiliodolomites



Tourist Office San Vigilio & San Martin  
Str. Catarina Lanz 14  
I - 39030 San Vigilio di Marebbe (BZ)

(+39) 0474 501037  
[info@sanvigilio.com](mailto:info@sanvigilio.com)  
[www.sanvigilio.com](http://www.sanvigilio.com)